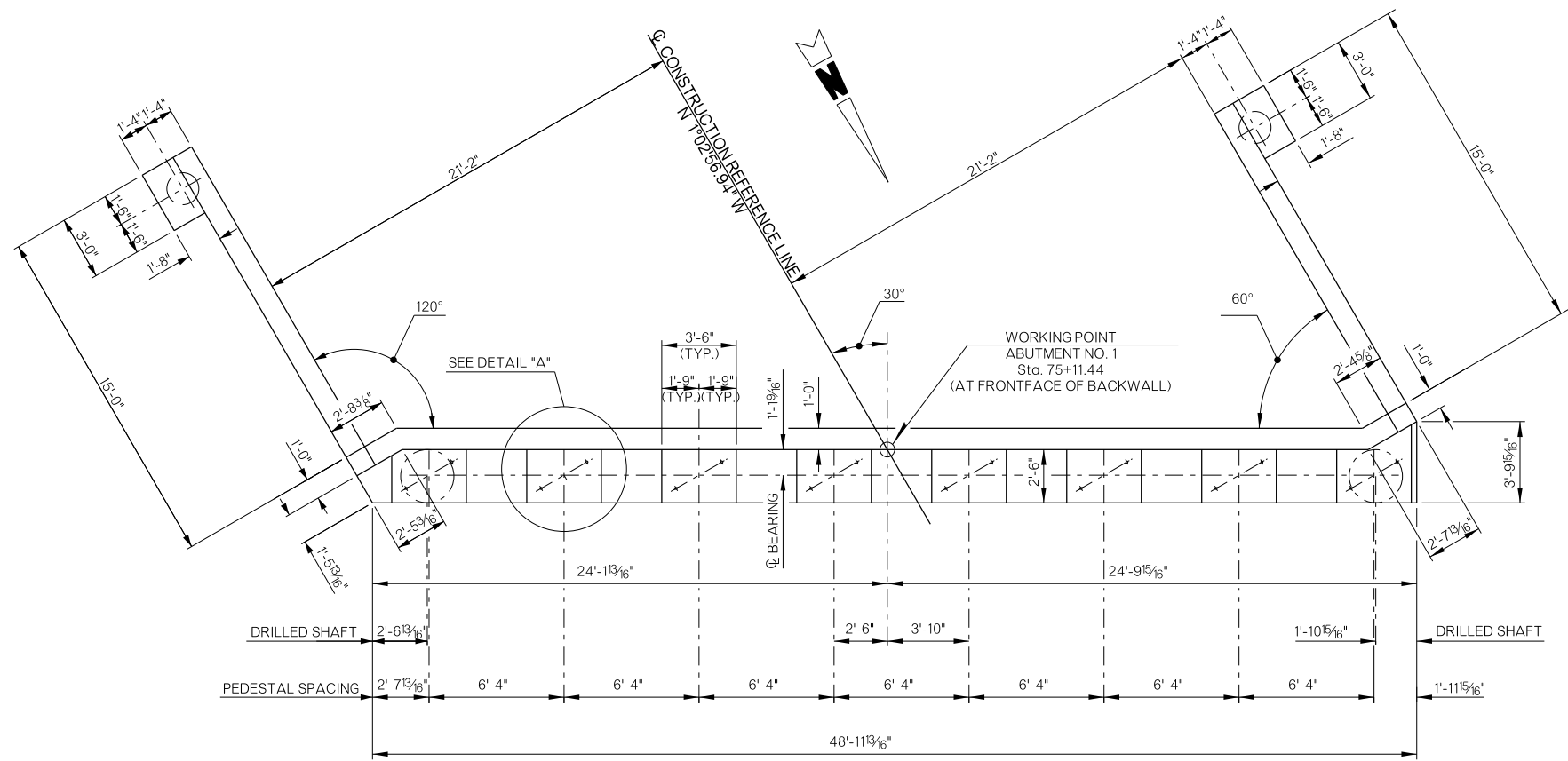
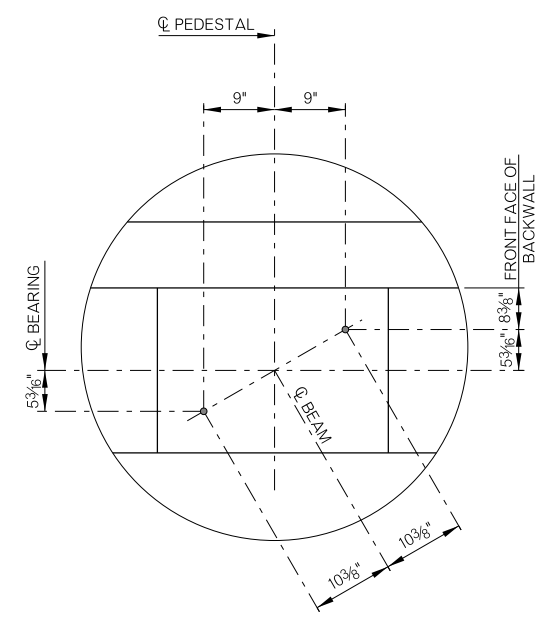


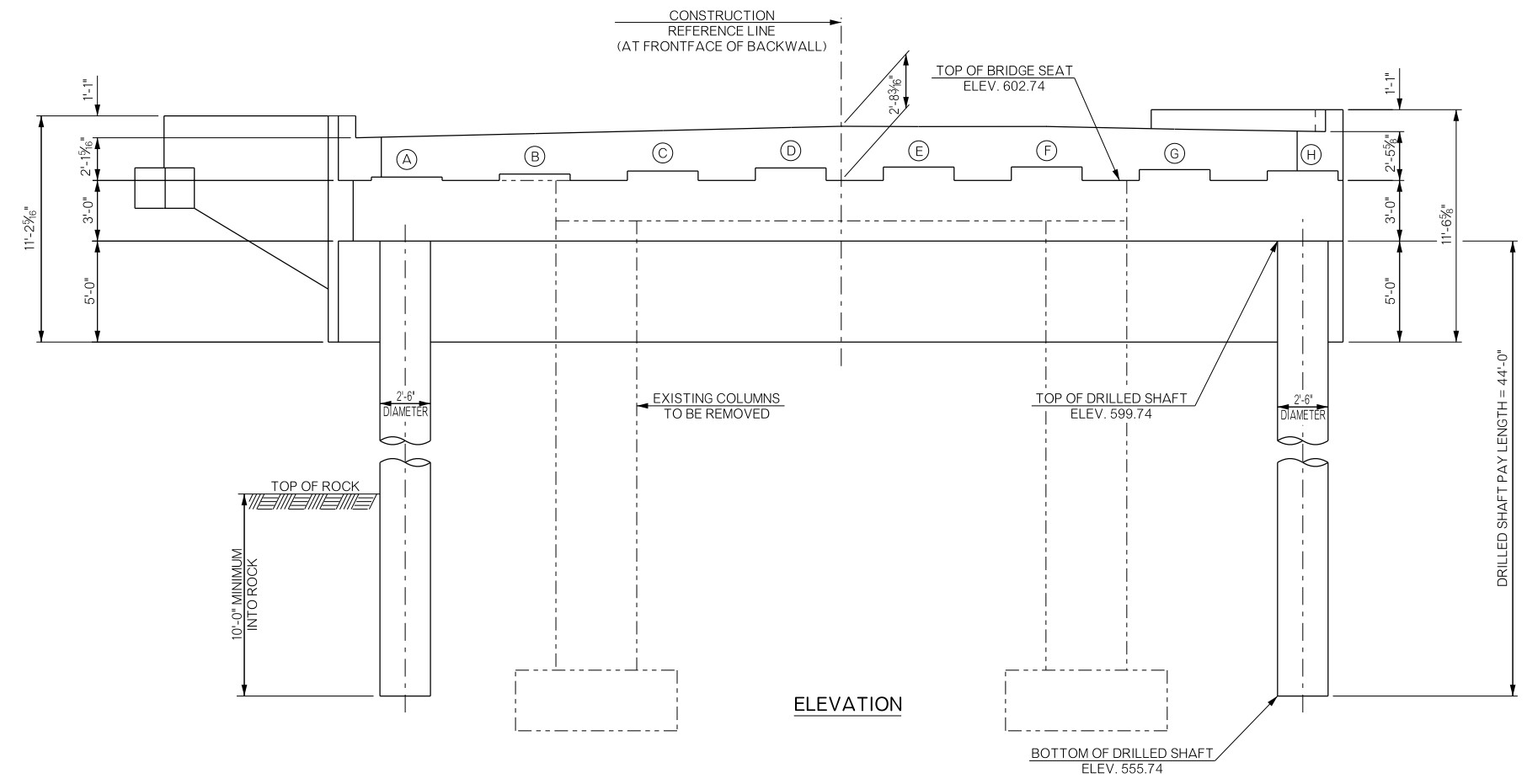
REVISIONS		
REV. NO.	DESCRIPTION	DATE



PLAN



DETAIL "A"



ELEVATION

PEDESTAL	ELEVATION
(A)	602.90
(B)	603.05
(C)	603.20
(D)	603.36
(E)	603.40
(F)	603.34
(G)	603.28
(H)	603.22

ITEM	UNIT	TOTAL
SUBSTRUCTURE EXCAVATION COMMON	C.Y.	200.00
CLSM BACKFILL	C.Y.	165.30
CLASS A CONCRETE	C.Y.	48.50
EPOXY COATED REINFORCING STEEL	LB.	6,470.00
WATER REPELLENT (VISUALLY INSPECTED)	S.Y.	43.00
DRILLED SHAFT 18" DIAMETER	L.F.	78.00
DRILLED SHAFT 30" DIAMETER	L.F.	88.00

MARK	NO.	SIZE	FORM	LENGTH	VARIANCE
EPOXY COATED					
BH1	8	#9	STR.	48'-8"	---
BH2	3	#5	STR.	48'-8"	---
BH3	22	#4	STR.	50'-4"	---
BH4	2	#9	BNT.	50'-4"	---
BH5	3	#4	BNT.	6'-4"	---
BH6	3	#4	BNT.	4'-3"	---
BH7	2	#4	STR.	10'-0"	---
BV1	49	#4	STR.	9'-11 1/2" AVG.	9'-8" TO 10'-3"
BV2	49	#5	STR.	9'-11 1/2" AVG.	9'-8" TO 10'-3"
BV3	5	#4	BNT.	3'-11"	---
BV4	4	#4	STR.	11'-1"	---
BV5	4	#4	STR.	10'-9"	---
P1	20	#4	BNT.	4'-10"	---
P2	16	#4	BNT.	5'-10"	---
P3	20	#4	BNT.	5'-1"	---
P4	16	#4	BNT.	6'-1"	---
PH	4	#4	BNT.	11'-5"	---
S1	89	#5	BNT.	12'-3"	---
S2	1	#5	BNT.	11'-1"	---
S3	1	#5	BNT.	11'-9"	---
S4	1	#5	BNT.	14'-1"	---
WT1	2	#5	BNT.	8'-2"	---
WT2	4	#5	BNT.	7'-2" AVG.	5'-8" TO 8'-8"
WT3	30	#5	BNT.	10'-8"	---
② TWO 30" DRILLED SHAFTS					
EPOXY COATED					
D1	20	#9	STR.	47'-10"	---
NON-EPOXY COATED					
DS1	2	W20	SPRAL	428'-9"	---

- ① 2 SETS OF 2 BARS.
- ② INCLUDED IN PRICE BID PER LINEAR FOOT OF DRILLED SHAFT.

BRIDGE "A" SH-78 OVER CHUCKWA CREEK		BRYAN COUNTY		Design	CJO	6/15
ABUTMENT NO. 1 DETAILS (SHEET 2 OF 4)				Detail	DPG	8/15
				Check	TEE	9/15
STATE OF OKLAHOMA				DEPARTMENT OF TRANSPORTATION		Sheet No. B006
JOB/PIECE NO. 27912(O4)						